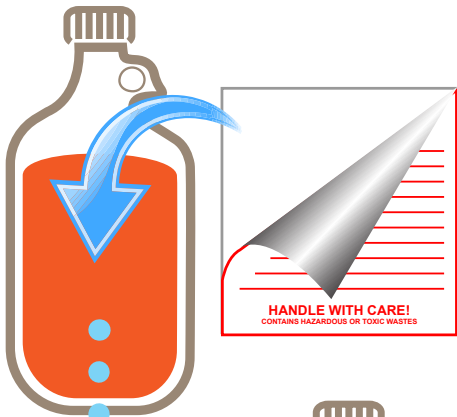



APPLY A WASTE LABEL

Place adhesive label on container prior to any waste being added.




FILL OUT WASTE LABEL*

Write accumulation start date, constituents (no chemical formulas, structures or abbreviations), and generator information.



REQUEST A PICKUP

Request a pickup via [EHSA](#) before 270 days or when container is 80% full.



STAGE CONTAINERS

Ensure all waste containers are labeled, capped, segregated, and in secondary containment.



*NOTE: Hazmat will instruct occupants on how to correct improperly labeled containers.